
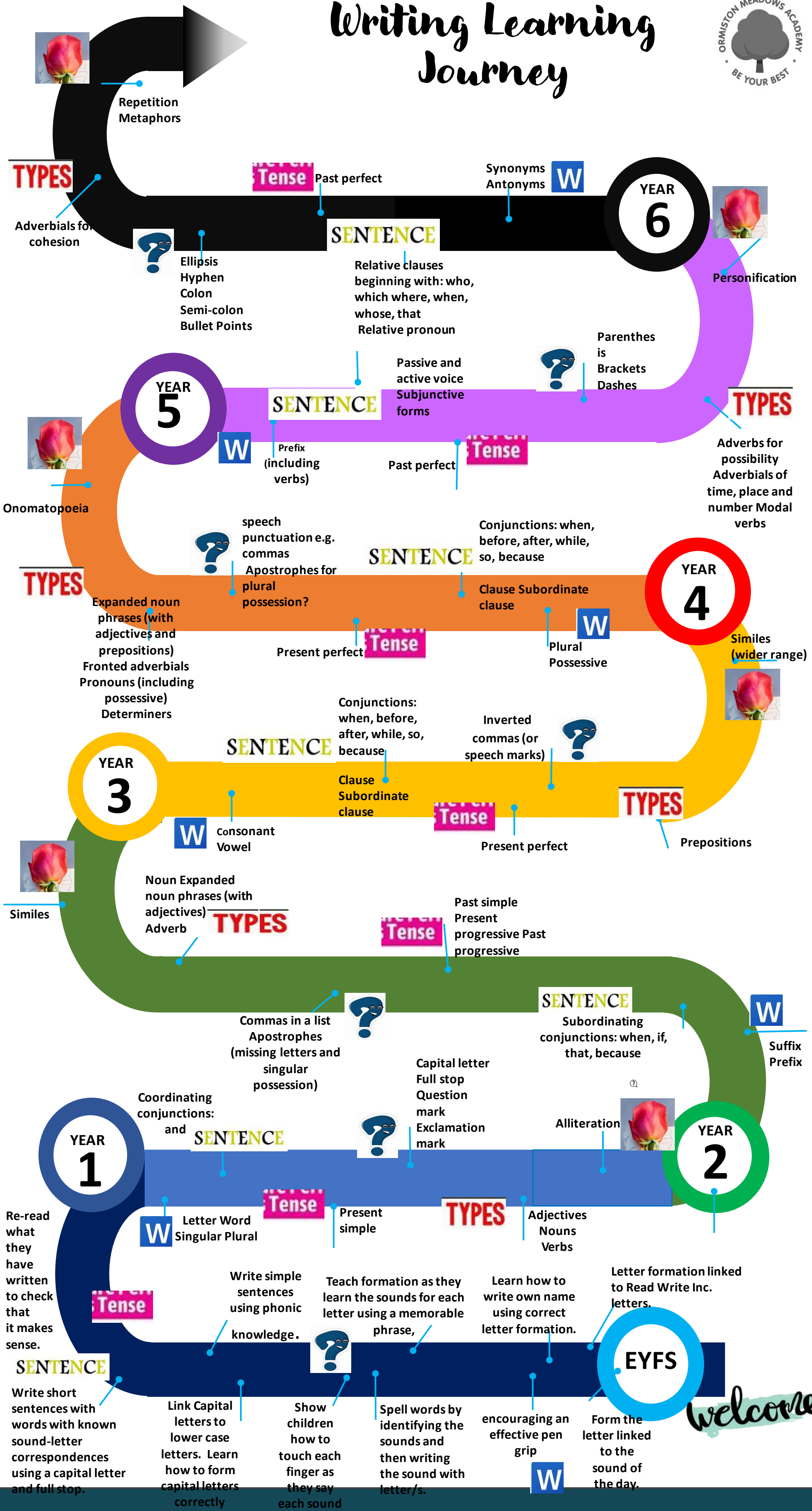


Writing Learning Journey



Repetition
Metaphors


TYPES

Adverbials for cohesion

Tense Past perfect

Synonyms
Antonyms **W**

YEAR 6



Personification

SENTENCE



Ellipsis
Hyphen
Colon
Semi-colon
Bullet Points

Relative clauses beginning with: who, which where, when, whose, that
Relative pronoun

Parentes is
Brackets
Dashes



Passive and active voice
Subjunctive forms

SENTENCE


W Prefix (including verbs)

Past perfect

TENSE

TYPES

Adverbs for possibility
Adverbials of time, place and number
Modal verbs



Onomatopoeia

YEAR 5

TYPES

Expanded noun phrases (with adjectives and prepositions)
Fronted adverbials
Pronouns (including possessive)
Determiners



speech punctuation e.g. commas
Apostrophes for plural possession?

SENTENCE

Conjunctions: when, before, after, while, so, because

Clause Subordinate clause

Present perfect

TENSE

W Plural Possessive

YEAR 4

Similes (wider range)



SENTENCE

Conjunctions: when, before, after, while, so, because

Clause Subordinate clause

Inverted commas (or speech marks)



YEAR 3


W Consonant Vowel

TENSE

Present perfect

TYPES

Prepositions



Similes

Noun Expanded noun phrases (with adjectives)
Adverb

TYPES

Past simple
Present progressive
Past progressive

TENSE



Commas in a list
Apostrophes (missing letters and singular possession)

SENTENCE

Subordinating conjunctions: when, if, that, because

Capital letter
Full stop
Question mark
Exclamation mark

Alliteration

YEAR 2

Suffix
Prefix

Coordinating conjunctions: and

SENTENCE

W Letter Word Singular Plural

Present simple

TYPES

Adjectives
Nouns
Verbs

Re-read what they have written to check that it makes sense.

TENSE

Write simple sentences using phonic knowledge.

Teach formation as they learn the sounds for each letter using a memorable phrase,

Learn how to write own name using correct letter formation.

Letter formation linked to Read Write Inc. letters.

EYFS

welcome

Write short sentences with words with known sound-letter correspondences using a capital letter and full stop.

Link Capital letters to lower case letters. Learn how to form capital letters correctly

Show children how to touch each finger as they say each sound

Spell words by identifying the sounds and then writing the sound with letter/s.

encouraging an effective pen grip

Form the letter linked to the sound of the day.

