









OMA Phonics/Early Reading Curriculum Map 2022 -2023

Reception	End of Autumn 1	End of Autumn 2	End of Spring 1	End of Spring 2	End of Summer 1	End Sum 2						
Focus sounds  Key learning	Teach: m a s d t i n p g o c k u b f e l h r j v y w z x  My turn your turn.	Teach: sh th ch qu ng nk ck Blend sounds into words orally. Assisted blending. Turn to your partner	Teach: Ditty Sheets Consolidate: set 1 sounds	Teach: Ditty Sheets Consolidate: set 1 sounds	Teach: Ditty Storybooks Consolidate: set 1 sounds	Teach: Green Storybooks Teach: ay ee igh ow oo wh						
Red words			I of my to the	I of my to the	I of my to the put	your said you my he are						
Progress checkpoint	Read 26+ sounds. • Blend sounds into words orally Green words 1.1. • 1:1 assessment	Read all Set 1 single-letter sounds speedily. • Read Word Time 1.1 to 1 w.2ords with Fred Talk. • 1:1 assessment.	Read Word Time 1.1 to 1.4 words with Fred Talk .Read red words above Read Word Time 1.5 to 1.6 words (words with Special Friends with Fred Talk). • 1:1 assessment.	Read red words above Read Word Time 1.5 to 1.6 words (words with Special Friends with Fred Talk). • 1:1assessment.	Read aloud simple sentences and books that are consistent with their phonic knowledge, including some common exception words.	Read Word Time 1.6 and 1.7 Phonics Green Words speedily. • 1:1 assessment.						
Key Learning	 <p>Flashcards, wall freize and SS chart</p> 	<table border="1"> <tr> <td>mad</td> <td>at</td> </tr> <tr> <td>dad</td> <td>sad</td> </tr> <tr> <td>mat</td> <td>sat</td> </tr> </table> 	mad	at	dad	sad	mat	sat	 <p>1-</p>	<p>Ditty sheets 13-28</p>		
mad	at											
dad	sad											
mat	sat											



**OMA Phonics/Early Reading Curriculum Map 2022-2023**

Year One	End of Autumn 1	End of Autumn 2	End of Spring 1	End of Spring 2	End of Sum.1	End of Sum.2
<b>Focus sounds/Key Learning</b>	Revisit set 1 sounds Revisit and teach set 2 sounds: ay ee igh ow oo oo wh Teach Purple books	Teach: ar or air ir ou oy Consolidate Set 1 and Set 2 sounds, Teach special friends in pseudo words	<b>Teach pink books</b> Teach: ea oi a-e i-e o-e u-e aw are Include nonsense words.	Teach: ur er ow ai oa ew ire ear ure Teach Orange Level books	Teach Yellow level books Teach additional sounds: ue ie au e-e kn ph	Consolidate all sounds and close gaps
<b>Red words</b>	your said you my he are the I put the	the of to I my me go he baby said are you your he put	all my the like I've want you call we be no her are of me said he she to washing some be there so put	what they do said you the me be want my go he no old are we so was be of all put she	one saw go all was some she be he they watch watches me want school are small do by wall there what who tall call brother I'm I've there any fall were	Revisit and consolidate all red words taught so far.
<b>All Progress Checkpoint</b>	Read the first six Set 2 sounds - ay ee igh ow oo oo speedily. • 1:1 assessment	• Read Word Time 1.6 and 1.7 (words with 4/5 sounds) speedily. • 1:1 assessment	Read all Set 2 Sounds speedily. • • Read Word Time 1.6, 1.7 and first six Set 2 Sounds in Phonics Green Words speedily. • 1:1 assessment.	Read Set 2 Sounds in nonsense words. • Read Word Time 1.6, 1.7 and Set 2 Phonics Green Words speedily. • 1:1 assessment.	Read Set 3 Sounds: ea, oi, a-e, i-e, o-e, u-e speedily	Read a passage at 60-70 words per minute, attempting intonation to show comprehension
<b>Key Learning</b>	